

All Saints CE Primary School and Nursery



All Saints CE Primary School and Nursery

Learning for life - building a firm foundation



Nursery Welcome Information

Dear Parents and Carers,



Welcome to our nursery, you are very welcome to visit our nursery when considering sending your child to our school. Please contact the school office if you would like to set up an appointment.

At, All Saints CE primary School and Nursery, our aim is to create a learning environment and build relationships which support, enhance and invite a child's curiosity, confidence and individual competency to **flourish** regardless of backgrounds, circumstances or needs.

We aim to work collaboratively with parents and carers to encourage independent, enthusiastic learners who thrive and reach their full potential. It is our intent that children who enter our EYFS begin their lifelong learning journey by developing physically, verbally, cognitively and emotionally whilst also embedding a positive attitude to school and a love of learning.

We hope this information pack provides you with lots of information about our nursery. If you have any further questions, please don't hesitate to contact the school. There is also a lot of information on our school website <https://www.allsaintsceprimaryschoolandnursery.co.uk/> so please take a look! We do update the website regularly with photographs and information so keep checking it. We also send out a weekly newsletter via email and this will also be on the website with lots of important information.

If you would like to apply for a nursery place contact the school office on:

Telephone Number 02476 382123

Email: admin3101@welearn365.com



You will be asked to complete a simple application form and then you will be contacted by the school to offer you a place and invite you and your child into nursery for an induction session.

Facilities



Our Nursery is situated in the school building, it is very much part of the school and its ethos. The Nursery has its own enclosed outdoor play space. We do have our own child friendly toilets attached the classroom. We do realise that some children need extra support with toileting and that some children have the odd accident so please make sure your child has a constant change of clothes in school.

Nursery Staffing



Mrs Clynes

Mrs Evans

Nursery Class Teacher

Senior Early Years Educator

We also have a lovely team of midday supervisors who help nursery at lunch time.

Nursery Sessions



We offer both 15 hours and 30 hours places.

All children are entitled to 15 hours funding and it is also possible to get 30 hours funding if certain criteria are met-Please take a look at the 'funding' leaflet to find out how to apply for 30 hours funding. If you need any further guidance or support, please get in contact with the school office or nursery team who are happy to help. For further information and to apply for a 30 hour code, please go to: www.childcarechoices.gov.uk

[Welcome to Nursery](#)

[Nursery Funding Leaflet](#)

[Nursery end of year outcomes](#)

[Nursery Induction Pack](#)

Part Time (15 hours) Nursery Session Times

Morning Session 8.45am-11.45am Monday-Friday

Afternoon Session 12.30pm-3.30pm Monday-Friday

(We will do our best to meet your preference although this cannot be guaranteed)

Full Time (30 hours) Nursery Session Times

Arrival 8.45am

Lunch 11.45 am- 12.30pm

Home 3.30pm

(Monday- Friday)

Before your child starts nursery, they will be invited to an induction session. This is a great opportunity for you and your child to meet and get to know us, take a look around our setting and ask lots of questions. During this session, you will be given some forms to complete such as contact details etc and also some information about the school to take home. You will also find out your child's start date and have the opportunity to discuss whether your child needs a staggered start or whether you feel they are ready to attend their full session

straight away.

Nursery Procedures



On arrival, please bring your child into the Nursery entrance which is the gate on the left hand side as you walk through the main school gate. Once the session starts, the staff will greet you and then gently help and guide your child into the nursery classroom and show them where to put their belongings. During the start and end of the sessions, any relevant information can be passed onto the staff at this time. If you do feel you wish to discuss something in more depth with the staff please ask for an appointment.



Collection

At the end of the session please wait until the staff open the Nursery door and wait in the appointed area until your child is sent to you, this is so that we can ensure all the children go home with the correct adult. The children usually leave their change of clothes in a named bag on their peg unless they need changing. During this time, nursery staff will handover any messages and again, you will have the opportunity to ask any questions.



Absence procedures

While the children are not of statutory attendance age, at All Saints, we do expect all children to attend Nursery each day. This helps to develop good attitudes towards learning and attendance, which will help them as they grow older. All young children suffer illness from time to time and need to recover before returning to school. If your child has sickness/diarrhoea, you must keep them off school for at least a full 48 hours. Please do not send your child into Nursery if they are very ill as illnesses spread very quickly around Nursery due to the close contact that the children have with each other. It is however, important that children regularly attend Nursery as they will need to adjust to routines and we do not want them to miss any important learning.



Medicines and Medical Information

If your child uses an inhaler then please bring in a spare one into nursery. Ensure it is named and has an up to date **Asthma plan** from your medical provider which we will store safely in case we need to use.

If your child has any medical conditions such as allergies etc then you need to inform the office and fill in the relevant forms.

Please fill in an OSA2 form BEFORE your child starts nursery with up to date contact details, emergency contacts and ALL medical needs/conditions.

If somebody is collecting your child then please add their name to the contact form in the office or let the school/nursery know somebody else is collecting on that day.

If your child needs medicine, cream etc at nursery then please take it to the school office and fill in a form to give us permission to do so.



Clothing

School uniform is **not compulsory** in nursery but can be worn or partly worn eg school jumper/cardigan and joggers/leggings. We do please ask that you send your child in **comfortable** clothing eg leggings, trousers and shoes that are easily pulled up or down **especially if they are toilet training**. It is quite common for children to still manage to be covered in mud, grass, glue, paint, water etc... So with this in mind please do not send your child into school wearing anything that you would be upset about if it were to be ruined. Also ensure your child has at least one spare set of clothes to change into if necessary.

This will include:

- Spare underwear
- Spare socks
- Spare trousers, leggings, skirt etc
- Spare Top/T-shirt

If your child is toilet training, prone to accident or wearing pull ups then please provide the following in their bag:

- Three sets of spare clothes (see above)
- Lots of Pull ups (NOT nappies)
- Nappy bags
- Baby wipes

Please let a member of staff know your child's toileting needs, whether they need just a reminder or they wear a pull up etc. Whatever it is, we will keep a record so all staff are aware and we can help your child with their personal care. We will also ask you to sign a toileting consent form and complete a toileting agreement and sign to say you are happy with a member of staff helping your child with their personal care.

We also ask that children wear/or bring a suitable coat to school as we do go outside often. During the warmer weather, please provide a hat and apply 'once a day' sun cream to your child so we can enjoy the sun safely. * Please ensure all clothing is named *

Please provide a pair of wellies with your child's name in which will stay at school for our muddy walks and play.



Snack Time

We provide fruit and bagels for the children as part of the healthy fruit scheme. This may include apples, easy peel oranges, bananas, pears, or tomatoes and will differ from day to day. We also provide a carton of cow's milk and water to all children at break time. They also have access to water all day long.

If your child has a full-time place and enjoys their lunch with us then they have the option of bringing a packed lunch or purchasing a school dinner at the cost of £2.65 unless you are entitled to free school meals. There is more information about how to apply for pupil premium funding in the nursery funding leaflet.

[Welcome to Nursery](#)

[Nursery Funding Leaflet](#)

[Nursery end of year outcomes](#)

[Nursery Induction Pack](#)

The menu can also be accessed on the school website.



Curriculum

As with all Nurseries, we follow the Government's curriculum and teach in line with the new revised Early Years Foundation Stage document (EYFS). To encourage your child to grow and develop, we aim to provide a wide range of learning activities within a secure and stimulating environment. This is achieved through a carefully planned curriculum, which reflects the Development Matters Document, The Early Learning Goals and the interests of the children. We aim to teach your child in partnership with you as his or her parent as we believe that no one knows your child better than you do!

There are **3 prime areas** of learning within the EYFS:

- Communication and Language (comprising of; Listening, Attention and Understanding and Speaking)
- Personal, Social and Emotional Development (comprising of; Self-Regulation, Managing Self and Building Relationships)
- Physical development (comprising of; Gross Motor Skills and Fine Motor skills)

And **4 specific areas**:

- Literacy (comprising of; Comprehension, Word Reading and Writing)
- Mathematics (comprising of Number and Numerical Patterns)
 - Understanding the World (comprising of; Past and Present, People, Cultures and Communities, and The Natural World)
 - Expressive Arts and Design (comprising of; Creating with Materials and Being imaginative and Expressive)

All of the prime and specific areas will be covered within a wide range of topics. The themes we use vary each term and the children have an input into what is planned according to what interests them. This is to ensure that we deliver a lively and flexible curriculum, which follows the children's own interests. We will also ask you to comment and provide information that will help us plan that is specific to your child. This will happen continuously throughout the year. All of our teaching within the EYFS is implemented through carefully planned, purposeful play and delivered through a range of adult led and child-initiated activity. We will send information and ideas home throughout the year to support you with helping your child learn and develop these important skills.

We follow the Warwickshire schools' Taking Care: Protective Behaviours Programme, which is part of our PSHE curriculum across the whole school.

Protective Behaviours is a practical down to earth approach to personal safety. The aim of the programme is to teach the children about how to feel safe, how to talk about their feelings and how to recognise safe and unsafe feelings.





The programme focuses on two key themes:

- **We all have the right to feel safe all of the time; and**
- **We can talk with someone about anything, even if it feels awful or small.**

We do send out a half termly 'Wellbeing' newsletter which include lots of information about what we are learning in PSHE, Protective Behaviours and other activities to support our mental health and wellbeing. This will be emailed to you and on the school website. Please take a look!



Nursery Topics

| Term | Cycle 1 | Term | Cycle 2 | Special Events and Festivals |
|----------|--|----------|---|--|
| Autumn 1 | What happened to Humpty Dumpty?  | Autumn 1 | What happened to Humpty Dumpty?  | Harvest Festival Black History Month Local walks |
| Autumn 2 | Why does the night sky sparkle?  | Autumn 2 | Twinkle, Twinkle little star  | Anti- Bullying Week/Odd socks day Diwali Bonfire Night Remembrance Day Advent Christmas Nativity Walk to the post office Walk to church Visit from Santa! |
| Spring 1 | If you go down to the woods today... Are you in for a big surprise? | Spring 1 | Should we go on a bear hunt? | Chinese New Year Safer Internet Day Shrove Tuesday Woodland walks Teddy bear's picnic |

| | | | | |
|----------|--|----------|--|--|
| |  | |  | |
| Spring 2 | Mary, Mary how does your garden grow?  | Spring 2 | Mad about Minibeasts   | World Book Day Science Week Mother's Day Easter Real caterpillars in class! Zoolab- Bugs! Anthony James model making |
| Summer 1 | Paws, Jaws and Claws  | Summer 1 | What's on Old McDonalds Farm?   | Father's Day Ash End farm trip Sports Day SCARF- Life Education Visitors Mental Health Week |
| Summer 2 | You're off to great places  | Summer 2 | You're off to great places  | Transition Father's Day People who help us visitors Family fun day |

Our Daily Routine

The children are encouraged to be independent when they come into nursery and go to the toilet and wash their hands on arrival.

This will normally be followed by registration and phonics group time

Snack and story and song time

Indoor and outdoor play alongside Adult led and independent activities: In a typical session activity could involve, painting, collage, junk modelling, tracing, cutting and sticking, sand and water play, play dough, number work, writing skills, role play, speaking and listening activities, fine motor skill practice and much more.

Maths group time

Reflection



Learning Journeys

Through your child's time in Nursery, they will complete an ongoing Learning Journey, which will be available for you to look at, contribute to and enjoy. The Learning Journey will record milestones of your child's learning and next steps for them to work on using their individual interests.

Once a term, parents and carers will be offered a parent/carer telephone conversation. We will share all your children's learning and next steps. You will also have the opportunity to ask questions. We always welcome any achievements from home so please bring in and share any work or comments about your child. Throughout your child's time in nursery, you will be invited to lots of special events. We will always keep you updated and take a look at the weekly newsletter on the school website.

We hope that this brochure will have answered some of your questions regarding your child's time in the Nursery and will be useful to keep for future reference. If you have any further questions, please do not hesitate to ask. Below are a few activities you can do with your child before and during their time in nursery. We would like to take this opportunity to welcome you to All Saints CE Primary school and nursery and trust your time with us both now and throughout their school career will be a happy one.

C Clynes


Foundation Stage Leader



Activities to do at home:

- Practising putting our coats on and taking them off
- Turning clothes the right way
- Putting shoes on the right feet
- Recognising name on clothing
- Dressing with help
- Manging in the toilet
- Washing hands

TEN TOP TIPS FOR PARENTS AND CARERS TO ENCOURAGE SPEAKING AND LISTENING



- Try to have a regular time for talking e.g. meal time, bed / bath time
- Turn off background noise. This makes it easier to listen and hear each other and it reduces distractions.
 - Play games - car games such as "I spy...", "I'm thinking of..." games, guessing games and board games that encourage turn-taking. These also provide opportunities for speaking and listening in a structured way.
- Limit TV watching. Watch something together and then talk about it. What did you or your child enjoy? If the time is limited, the programme watching and listening is more focussed and the TV isn't just on as 'noisy wallpaper'.
 - Use eye contact and other non-verbal clues to tell your child that you are listening. If s/he sees that you are interested s/he will be encouraged to talk more.
 - Tell stories. These can be read or stories told about family members, as well as traditional tales.
 - Sing songs; joining in familiar songs from children's TV programmes or sharing the lyrics of a pop song with an older child are fun and valuable.
- Make the most of contact with outsiders, extended family and neighbours. They give children the chance to practise and extend their speaking and listening skills among

people with whom they feel secure. Grandparents are always proud of the abilities of their grandchildren and usually lavish attention and praise!

- Model language by rephrasing, expanding and checking for meaning. Listen to what your child says then repeat it back, but when you repeat it make sure you put in any missing 'little' words or word endings and add to it so the phrase is longer.
- Monitor your own language. How easy is it to understand? Explain new vocabulary to older children.